

# LEARNING FROM HOME PACK

## Autumn 2

NAME:

Teacher: Mrs Savage and Miss Saddique  
Class: Reception

### LEARNING OBJECTIVES

### LEARNING OBJECTIVES

### LEARNING OBJECTIVES

#### **Maths:**

3 & 4 year olds will be learning to:

- Fast recognition of up to 3 objects, without having to count them individually ('subitising').
- Recite numbers past 5.
- Say one number for each item in order: 1,2,3,4,5.
- Know that the last number reached when counting a small set of objects tells you how many there are in total ('cardinal principle').

Chn in Reception will be learning to:

- Count objects, actions and sounds.
- Count beyond 10.

#### **Literacy:**

3 & 4 year olds will be learning to:

- Use some of their print and letter knowledge in their early writing. For example: writing a pretend shopping list that starts at the top of the page; write 'm' for mummy.
- Write some letters accurately.

Chn in Reception will be learning to:

- Form lower-case and capital letters correctly.
- Spell words by identifying the sounds and then writing the sound with letter/s.

#### **Personal, Social and Emotional Development (PSED)**

3 & 4 year olds will be learning to:


- Continue to develop positive attitudes about the differences between people.

Children in Reception will be learning to:

- Recognise some similarities and differences between life in this country and life in other countries.
- See themselves as a valuable individual.
- Build constructive and respectful relationships.


#### Content:

1. Match the 2D shapes
2. Shape challenges
3. Shape composition
4. Point to the squares
5. Revision games
6. Owl Babies story
7. Who might live here?
8. How does the woodland music make you feel?
9. Label the owls
10. How would you feel if you were on your own?
11. Who is missing from the story?
12. Mum's return
13. Handwriting
14. Revision games
15. CVC words
16. Match the picture to the caption
17. Match the picture to the cvc word
18. Point to the initial sound
19. Eye spy game
20. Initial sounds
21. Revision games
22. Remembrance day video
23. Remembrance day pictures
24. Remembrance day discussion
25. Poppies
26. Sharing is caring
27. Fair/unfair pictures



Don't forget to read your books!

# MATH



# Lesson 1 learning objective:

## ***Three and four year olds:***

- Talk about and explore 2D and 3D shapes (for example, circles, rectangles, triangles and cuboids) using informal and mathematical language: 'sides', 'corners'; 'straight', 'flat', 'round'.
- Combine shapes to make new ones – an arch, a bigger triangle etc
- Select shapes appropriately: flat surfaces for building, a triangular prism for a roof etc.

## **Children in Reception will be learning to:**

- Select, rotate and manipulate shapes in order to develop spatial reasoning skills.
- Compose and decompose shapes so that children recognise a shape can have other shapes within it, just as numbers can.

Match the 2D shapes to the everyday objects.



# Lesson 2 learning objective:


## **Three and four year olds:**

- Talk about and explore 2D and 3D shapes (for example, circles, rectangles, triangles and cuboids) using informal and mathematical language: 'sides', 'corners'; 'straight', 'flat', 'round'.
- Combine shapes to make new ones – an arch, a bigger triangle etc
- Select shapes appropriately: flat surfaces for building, a triangular prism for a roof etc.

## **Children in Reception will be learning to:**

- Select, rotate and manipulate shapes in order to develop spatial reasoning skills.
- Compose and decompose shapes so that children recognise a shape can have other shapes within it, just as numbers can.

3D Shapes




**Which shapes are best?**

Sid has lost his ball and needs a new one.  
Look at the shapes on the table.  
Which shapes would make a good ball? Which ones would not?  
Can you say why?

Read the challenges and discuss with your child some possible answers.

3D Shapes



**Which shapes are best?**

Ava is building a house. Can you find a cube and copy her house so far?  
Now, Ava needs a roof. Should she use a sphere or a pyramid?  
Try them both and decide which shape is best. Why is this?

3D Shapes



**Which shapes are best?**

Ben wants to build this tower.  
Will it be a good tower? Can you copy it and see?  
Can you build a better tower? Which shapes are best to use? Why is this?

# Lesson 3 learning objective:

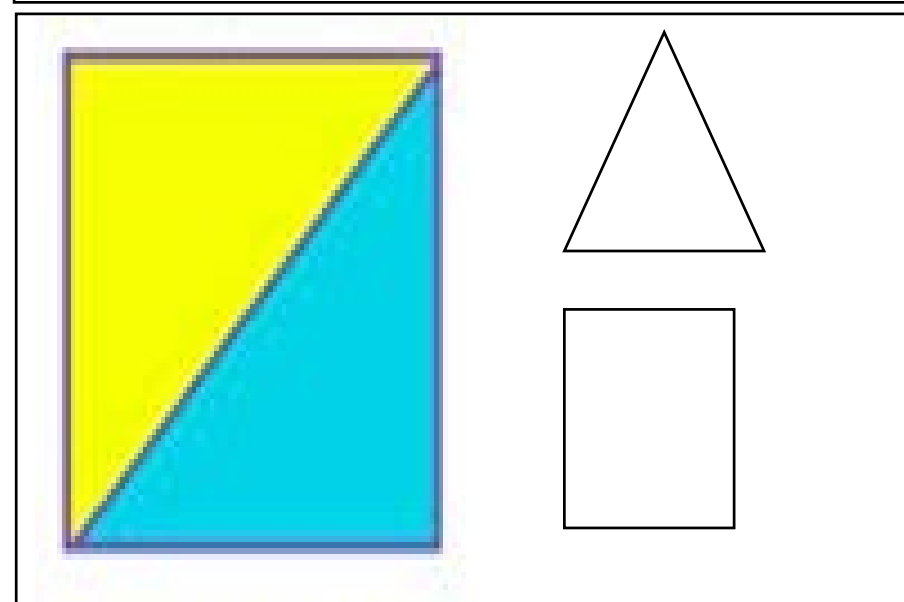
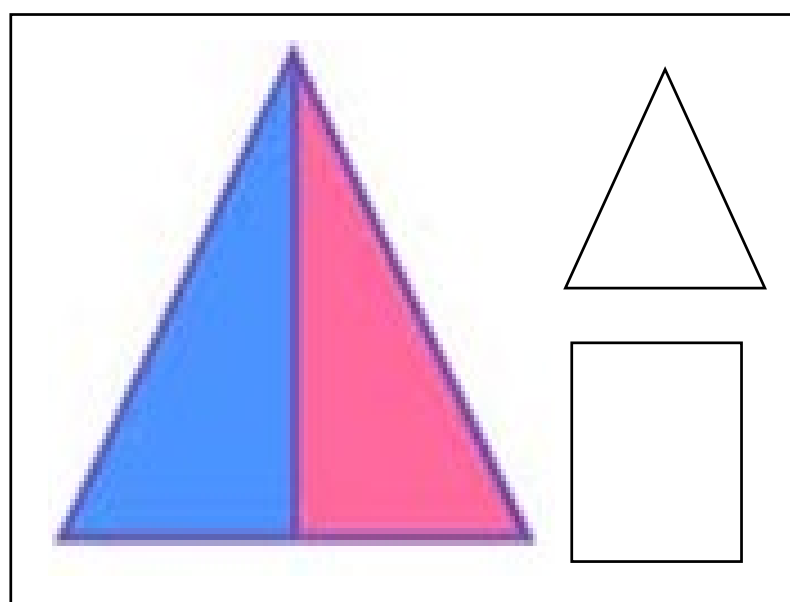
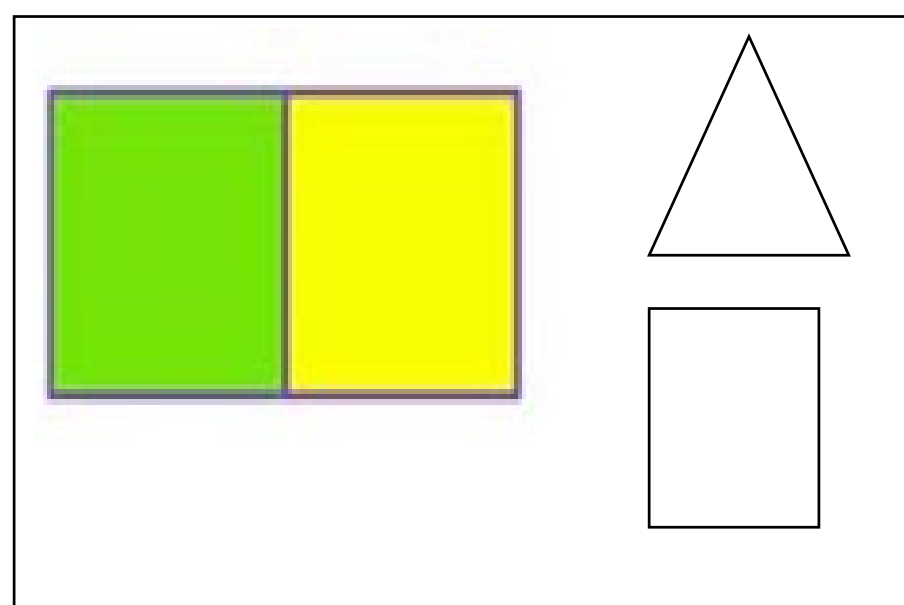
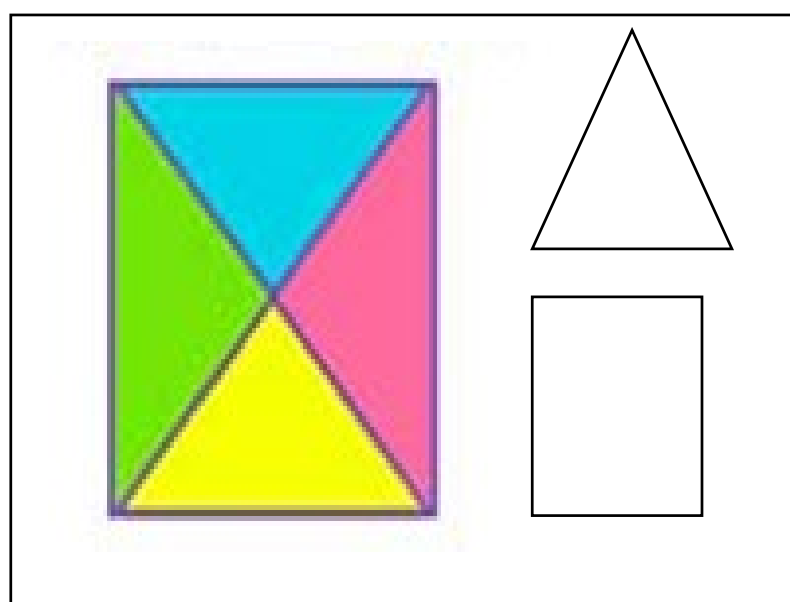
## ***Three and four year olds:***

- Talk about and explore 2D and 3D shapes (for example, circles, rectangles, triangles and cuboids) using informal and mathematical language: 'sides', 'corners'; 'straight', 'flat', 'round'.
- Combine shapes to make new ones – an arch, a bigger triangle etc
- Select shapes appropriately: flat surfaces for building, a triangular prism for a roof etc.

## **Children in Reception will be learning to:**

- Select, rotate and manipulate shapes in order to develop spatial reasoning skills.
- Compose and decompose shapes so that children recognise a shape can have other shapes within it, just as numbers can.

Which shapes have been used to create the new shapes?



# Lesson 4 learning objective:







## ***Three and four year olds:***

- Talk about and explore 2D and 3D shapes (for example, circles, rectangles, triangles and cuboids) using informal and mathematical language: 'sides', 'corners'; 'straight', 'flat', 'round'.
- Combine shapes to make new ones – an arch, a bigger triangle etc
- Select shapes appropriately: flat surfaces for building, a triangular prism for a roof etc.

## **Children in Reception will be learning to:**

- Select, rotate and manipulate shapes in order to develop spatial reasoning skills.
- Compose and decompose shapes so that children recognise a shape can have other shapes within it, just as numbers can.

Point to the squares. How do you know they are squares?  
What other shapes can you see?



# REVISION GAMES!

## Numberblocks

<https://www.bbc.co.uk/cbeebies/joinin/numberblocks-help-your-child-with-maths>

## Shapes

<https://www.youtube.com/watch?v=ElQoMOCJw8w>

<https://www.topmarks.co.uk/early-years/shape-monsters>

<https://www.topmarks.co.uk/ordering-and-sequencing/shape-patterns>

## Subitising

<https://www.youtube.com/watch?v=ib5Gf3GIzAg>

[https://www.youtube.com/watch?v=6yyz\\_OycV4A](https://www.youtube.com/watch?v=6yyz_OycV4A)

## White Rose Maths- offers weekly lessons


<https://whiterosemaths.com/homelearning/>

# Literacy





Our new story that we are reading is  
**Owl Babies.**



Before watching the story complete the  
activities on the next slides.

## Lesson 1 learning objective:

### 3 & 4 year olds will be learning to:

- Engage in extended conversations about stories, learning new vocabulary.
- Use some of their print and letter knowledge in their early writing.

- Write some letters accurately.

### Children in Reception will be learning to:

- Form lower-case and capital letters correctly.
- Spell words by identifying the sounds and then writing the sound with letter/s.

## Who might live here?

Look at the pictures below. Discuss with an adult who might live here. Draw a picture on a piece of paper of who might live here and label it.



## Lesson 2 learning objective:

### 3 & 4 year olds will be learning to:

- Engage in extended conversations about stories, learning new vocabulary.
- Use some of their print and letter knowledge in their early writing.

- Write some letters accurately.

### Children in Reception will be learning to:

- Form lower-case and capital letters correctly.
- Spell words by identifying the sounds and then writing the sound with letter/s.

## How does the woodland music make you feel?

Listen to the music below. How did it make you feel? What could you hear?  
Draw a picture of how it made you feel and label it.

### [Woodland Ambience](#)

(Type into youtube forest sounds or click the link above).



#### Forest Sounds | Woodland Ambience, Bird Song, Nearby...

6.3M views • 3 years ago



The Guild of Ambience

Bordering the old village of Mirningshire lies Mirning Woods. The locals are often here foraging for wild



Lesson 3 learning objective:

3 & 4 year olds will be learning to:

- Enjoy listening to longer stories and can remember much of what happens.
- Be able to talk about familiar books, and be able to tell a long story.
- Engage in extended conversations about stories, learning new vocabulary.

Children in Reception will be learning to:

- Listen to and talk about stories to build familiarity and understanding.
- Understand how to listen carefully.
- Engage in story times.

## Owl Babies

Watch the story below (type into youtube owl babies or click the link below).

### [Owl Babies](#)



Or read the story (on Farnham Primary website - remote learning - reception).

## Lesson 4 learning objective:

### 3 & 4 year olds will be learning to:

- Engage in extended conversations about stories, learning new vocabulary.
- Use some of their print and letter knowledge in their early writing.

- Write some letters accurately.

### Children in Reception will be learning to:

- Form lower-case and capital letters correctly.
- Spell words by identifying the sounds and then writing the sound with letter/s.

## Label the owls

Draw the three baby owls and label them. You can label them using initial sounds or you can try to hear all the sounds in the names and attempt to write them.



Lesson 5 learning objective:

3 & 4 year olds will be learning to:

- Engage in extended conversations about stories, learning new vocabulary.
- Use a wider range of vocabulary.
- Use longer sentences of four to six words.
- Be able to express a point of view and to debate when they disagree with an adult or a friend, using words as well as actions.
- Can start a conversation with an adult or a friend and continue it for many turns.

Children in Reception will be learning to:

- Learn new vocabulary.
- Articulate their ideas and thoughts in well-formed sentences.
- Use talk to help work out problems and organise thinking and activities explain how things work and why they might happen.
- Form lower-case and capital letters correctly.

## How would you feel if you were left on your own?

The baby owls were left on their own when their mother flew away. How did they feel? How would you feel if you were left on your own? Write your feelings on a piece of paper with an illustration.

Lesson 6 learning objective:

3 & 4 year olds will be learning to:


- Engage in extended conversations about stories, learning new vocabulary.
- Use a wider range of vocabulary.
- Use longer sentences of four to six words.

Children in Reception will be learning to:

- Learn new vocabulary.
- Form lower-case and capital letters correctly.

## Who goes missing in the story?

Draw a picture of who goes missing and label it.





Lesson 7 learning objective:

3 & 4 year olds will be learning to:

- Engage in extended conversations about stories, learning new vocabulary.
- Use a wider range of vocabulary.
- Use longer sentences of four to six words.

Children in Reception will be learning to:

- Learn new vocabulary.
- Form lower-case and capital letters correctly.

## How did Sarah feel when her mum returned?

Draw a picture of Sarah and write how she felt when her mum came back. Discuss with an adult why she felt that way and how you would feel if you were in the same situation.





Lesson 8 learning objective:

3 & 4 year olds will be learning to:

- Write some or all of their name.
- Write some letters accurately.

Children in Reception will be learning to:

- Form lower-case and capital letters correctly.

At Farnham, we teach and use pre-cursive handwriting.

Practise writing your letters at home. Make sure they look like the letters below.

Also in addition to practising your letters, it is important (that if your child cannot already) to practise writing their name.

Handwriting

a b c d e f g h i

j k l m n o p q r

s t u v w x y z

# REVISION GAMES!

- <https://www.bbc.co.uk/bitesize/topics/zf2yf4j>
- <https://www.phonicsbloom.com/uk/game/flash-cards?phase=2>
- [Help A Hedgehog](#)
- <https://www.starfall.com/h/im-reading/?t=268891669>
- <https://www.bbc.co.uk/cbeebies/puzzles/alphablocks-missing-letter-quiz>

Phonics

# Lesson 1 learning objective:


3 & 4 year olds will be learning to:

- Use some of their print and letter knowledge in their early writing. For example: writing a pretend shopping list that starts at the top of the page; write 'm' for mummy.
- Write some letters accurately.

Children in Reception will be learning to:

- Form lower-case and capital letters correctly.
- Spell words by identifying the sounds and then writing the sound with letter/s.
- Re-read what they have written to check that it makes sense.

Look at the pictures and write the words to match.



--	--	--



--	--	--



--	--	--



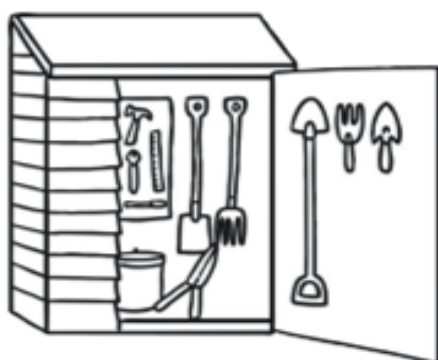
--	--	--



--	--	--



--	--	--



--	--	--



--	--	--



--	--	--

## Lesson 2 learning objective:

Children in Reception will be learning to:

- Read individual letters by saying the sounds for them.
- Form lower-case and capital letters correctly.
- Blend sounds into words, so that they can read short words made up of known letter-sound correspondences.

Read the word/caption and point to the correct picture.



pat a  
dog



a cat in  
a hat



a sad  
man



a pin on  
a map



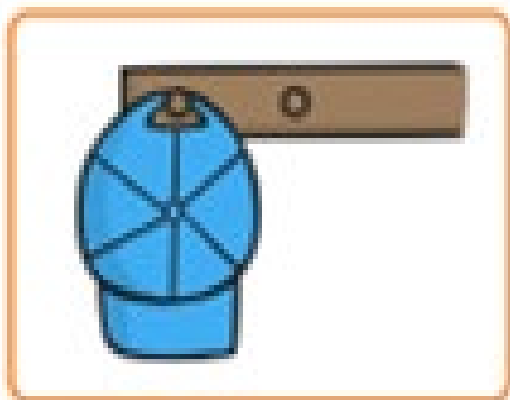
socks on  
a mat



a cap on  
a peg



a run in  
the sun



rats on  
a sack




jam



mat

WELCOME

man



cap

Lesson 3 learning objective:

Children in Reception will be learning to:

- Read individual letters by saying the sounds for them.
- Form lower-case and capital letters correctly.
- Blend sounds into words, so that they can read short words made up of known letter-sound correspondences.

Say what the picture is. What initial sound can you hear? Point to the correct one.



l m p



h t s



a c n



d o s



k t e



m p i



## Lesson 4 learning objective:

children in Reception will be learning to:

- Read individual letters by saying the sounds for them.
- Form lower-case and capital letters correctly.

Go through the different pictures. What sound do they begin with? Which pictures begin with 'e' and 'u'.

Find something beginning with...

e

Find something beginning with...

u



## Lesson 5 learning objective:

### 3 & 4 year olds will be learning to:

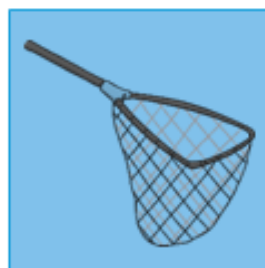

- Use some of their print and letter knowledge in their early writing. For example: writing a pretend shopping list that starts at the top of the page; write 'm' for mummy.
- Write some letters accurately.

### Children in Reception will be learning to:

- Form lower-case and capital letters correctly.
- Spell words by identifying the sounds and then writing the sound with letter/s.
- Re-read what they have written to check that it makes sense.

# Can you hear the initial sound?

Say the names of the pictures out loud. What sound do they start with?



Now can you sort them into 3 lists? Draw the pictures under the correct sound.

p

i

n

### **Challenge:**

**Try to write a label for each picture.**

# REVISION GAMES!

- <https://www.ictgames.com/phonicsPop/index.html>
- [http://www.familylearning.org.uk/phonics\\_games.html](http://www.familylearning.org.uk/phonics_games.html)
- <https://www.education.com/games/word-patterns/>

Read Write Inc

<https://www.youtube.com/watch?v=TkXcabDUg7Q>

# Understanding the World





## Lesson 1 learning objective:

### 3 & 4 year olds will be learning to:

- Begin to make sense of their own life-story and family's history.

### Children in Reception:

- Compare and contrast characters from stories, including figures from the past.
- Recognise that people have different beliefs and celebrate special times in different ways.

### ELG's:

#### Past and Present

- Talk about the lives of the people around them and their roles in society.
- Know some similarities and differences between things in the past and now, drawing on their experiences and what has been read in class.
- Understand the past through settings, characters and events encountered in books read in class and storytelling.

## Remembrance Day

Watch the video below to find out about remembrance day. If you have a paper copy of the home learning pack please visit our school website and find the video under remote learning - reception - home pack 4.



## Lesson 2 learning objective:

### 3 & 4 year olds will be learning to:

- Begin to make sense of their own life-story and family's history.

### Children in Reception:

- Compare and contrast characters from stories, including figures from the past.
- Recognise that people have different beliefs and celebrate special times in different ways.

### ELG's:

#### Past and Present

- Talk about the lives of the people around them and their roles in society.
- Know some similarities and differences between things in the past and now, drawing on their experiences and what has been read in class.
- Understand the past through settings, characters and events encountered in books read in class and storytelling.

Point to the pictures that relate to Remembrance day.  
What is each picture showing?



## Lesson 3 learning objective:

### 3 & 4 year olds will be learning to:

- Begin to make sense of their own life-story and family's history.

### Children in Reception:

- Compare and contrast characters from stories, including figures from the past.
- Recognise that people have different beliefs and celebrate special times in different ways.

### ELG's:

#### Past and Present

- Talk about the lives of the people around them and their roles in society.
- Know some similarities and differences between things in the past and now, drawing on their experiences and what has been read in class.
- Understand the past through settings, characters and events encountered in books read in class and storytelling.

## **Who do we think about on Remembrance day?**

Discuss with an adult about who we think about on Remembrance day and why? What happens on Remembrance day?

Draw a picture of who we think about on Remembrance day. Use a pencil to draw your picture then use crayons to colour it in.

## Lesson 4 learning objective:

### 3 & 4 year olds will be learning to:

- Begin to make sense of their own life-story and family's history.

### Children in Reception:

- Compare and contrast characters from stories, including figures from the past.
- Recognise that people have different beliefs and celebrate special times in different ways.

### ELG's:

#### Past and Present


- Talk about the lives of the people around them and their roles in society.
- Know some similarities and differences between things in the past and now, drawing on their experiences and what has been read in class.
- Understand the past through settings, characters and events encountered in books read in class and storytelling.

## What do people wear on Remembrance day?

Design your own poppy at home. You can use felt tip pens, crayons, tissue paper, glue, paint. Try to be as creative as you can.







# Sharing Is Caring





# Sharing Is Caring

## What is sharing?

Sharing is when you let others use something that is yours.

Sharing is when you all use something together and take turns.



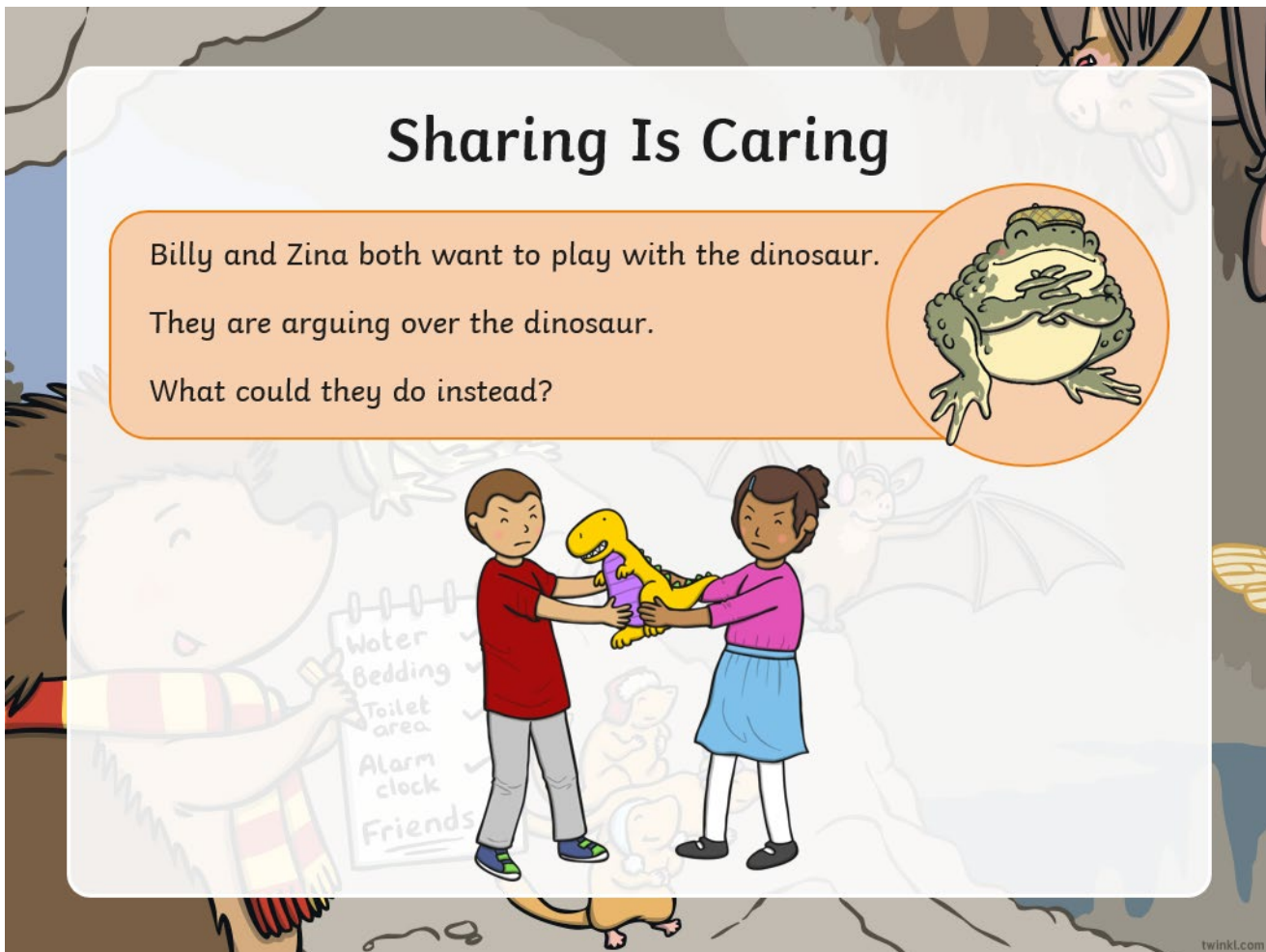
twinkl.com

# Sharing Is Caring

Billy and Zina both want to play with the dinosaur.

They are arguing over the dinosaur.

What could they do instead?



twinkl.com

# Sharing Is Caring

Johan likes playing with the fire engine.

Rita likes playing with the fire engine.



# Sharing Is Caring

Johan and Rita can share the fire engine.

Johan and Rita can play together.





# Sharing Is Caring

Hannah and Archie both want to read the same book.

They are fighting over the book.

What could they do instead?



twinkl.com

# Sharing Is Caring

When we share, everyone feels happy!

What could you share today?



twinkl.com

## Lesson 1 learning objective:

### 3 & 4 year olds will be learning to:

- Help to find solutions to conflicts and rivalries. For example, accepting that not everyone can be Spider-Man in the game, and suggesting other ideas.
- Talk with others to solve conflicts.
- Begin to understand how others might be feeling.

### Children in Reception:

- Think about the perspectives of others.
- Build constructive and respectful relationships.
- Express their feelings and consider the feelings of others.

### ELG's:

#### Building Relationships

- Work and play cooperatively and take turns with others.
- Form positive attachments to adults and friendships with peers.
- Show sensitivity to their own and to others' needs

Point to the pictures that show when something isn't fair. Discuss with an adult why the pictures are not fair and how you could make them fair.

