

LEARNING FROM HOME PACK

Autumn 1 w/ c: 5th October

NAME:

Teacher: Mrs Savage and Miss Saddique
Class: Reception

LEARNING
OBJECTIVES

LEARNING
OBJECTIVES

LEARNING
OBJECTIVES

Maths:

3 & 4 year olds will be learning to:

- Fast recognition of up to 3 objects, without having to count them individually ('subitising').
- Recite numbers past 5.
- Say one number for each item in order: 1,2,3,4,5.
- Know that the last number reached when counting a small set of objects tells you how many there are in total ('cardinal principle').

Chn in Reception will be learning to:

- Count objects, actions and sounds.
- Count beyond 10.
- Subitise

Literacy:

3 & 4 year olds will be learning to:

- Use some of their print and letter knowledge in their early writing. For example: writing a pretend shopping list that starts at the top of the page; write 'm' for mummy.
- Write some letters accurately.

Chn in Reception will be learning to:

- Form lower-case and capital letters correctly.
- Spell words by identifying the sounds and then writing the sound with letter/s.

Personal, Social and Emotional Development (PSED)

3 & 4 year olds will be learning to:


- Continue to develop positive attitudes about the differences between people.

Children in Reception will be learning to:

- Recognise some similarities and differences between life in this country and life in other countries.
- See themselves as a valuable individual.
- Build constructive and respectful relationships.

Content:

1. Counting
2. Around the home
3. Counting objects
4. Match the numerals to the pictures
5. Odd One Out
6. I spy number 3
7. I spy number 5
8. Revision games
9. The Three Little pigs story
10. Questions about the picture
11. Initial sounds
12. Missing characters
13. Describing houses
14. Designing a new home
15. Describing words
16. Handwriting
17. Revision games
18. Phonic sounds
19. Initial sounds matching
20. Blending a cvc word
21. I spy with my little eye
22. Revision games
23. Feelings video
24. How are they feeling?
25. What makes you happy and sad?
26. How do the activities make you feel?
27. Feelings guessing game



Don't forgot to read your books!

Lesson 1 learning objective:

3 & 4 year olds will be learning to:

- Fast recognition of up to 3 objects, without having to count them individually ('subitising').
- Say one number for each item in order: 1,2,3,4,5.
- Know that the last number reached when counting a small set of objects tells you how many there are in total ('cardinal principle').

Children in Reception will be learning to:

- Count objects, actions and sounds.

Ask your child to give you objects from a larger group. Pose a challenge, for example ask your child to give you 2 pencils from a set/pot. Ask questions such as "does it matter that they are different colours?" or if you are using something else it could be size or shape.

Have different baskets/pots of different items e.g. spoons, buttons, cars.
Place 4 items in a row.


Count the objects. How many do you have altogether?



Arrange the objects in different ways.
How many are there now? Is there the same amount?

Practise using different objects to make different amounts and making different arrangements.





Lesson 2 learning objective:

3 & 4 year olds will be learning to:

- Fast recognition of up to 3 objects, without having to count them individually ('subitising').
- Say one number for each item in order: 1,2,3,4,5.
- Know that the last number reached when counting a small set of objects tells you how many there are in total ('cardinal principle').

Children in Reception will be learning to:

- Count objects, actions and sounds.

You can continue to practise counting, subitising and sorting items into sets using objects around the house.

Counting objects

Ask your child to help you to hang out the washing.

Count how many items they have. How many do they have altogether?

You can repeat this with different numbers.

You could also ask for help bringing the washing in to repeat the activity.



Subitising

When you are setting the table for tea, practise subitising (recognising without counting) the cutlery, cups or plates.



shutterstock.com • 1154028490



Sorting objects into sets

Practise writing the numerals 1-5.

Sort the animals into two groups. Those with two legs (chicken) or those with 4 legs (cow).

Lesson 3 learning objective:

3 & 4 year olds will be learning to:

- Fast recognition of up to 3 objects, without having to count them individually ('subitising').
- Say one number for each item in order: 1,2,3,4,5.
- Know that the last number reached when counting a small set of objects tells you how many there are in total ('cardinal principle').

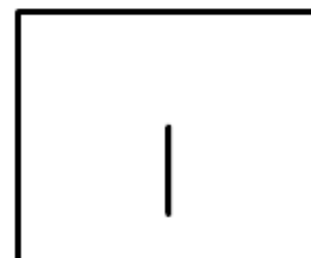
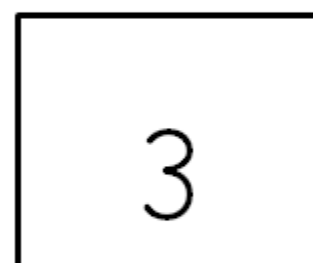

Children in Reception will be learning to:

- Count objects, actions and sounds.

Which pictures match the numerals?

Point to the pictures and match them to the numerals.

Remember to subitise! (Recognise without counting)



Lesson 4 learning objective:

3 & 4 year olds will be learning to:

- Fast recognition of up to 3 objects, without having to count them individually ('subitising').
- Say one number for each item in order: 1,2,3,4,5.
- Know that the last number reached when counting a small set of objects tells you how many there are in total ('cardinal principle').





Children in Reception will be learning to:

- Count objects, actions and sounds.

Odd One Out

Look at the images below. Point to which object is the odd one out in the set. Why does it not belong? There may be more than one answer.....

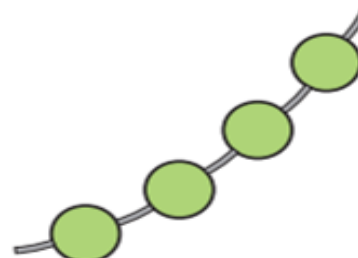
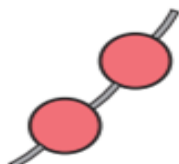
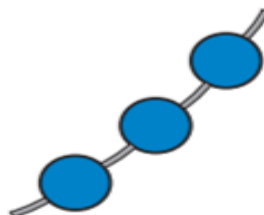
Which one is the odd one out?



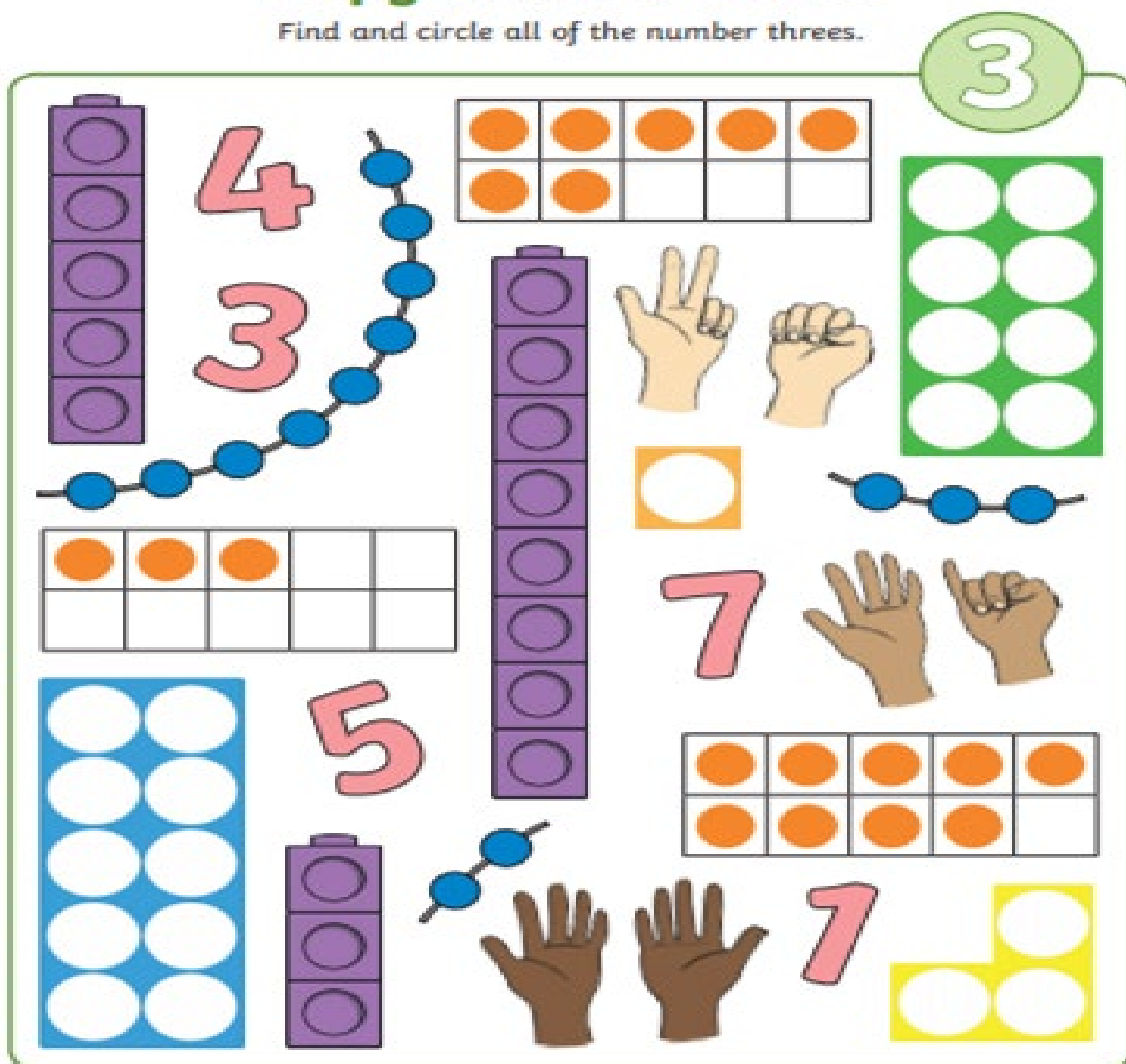
Continue to practise guessing the odd one out on the next page.

Spot which is the odd one out.

Clue: The pictures represent numbers.



- Count objects, actions and sounds.
- Subitise



Lesson 6 learning objective:

3 & 4 year olds will be learning to:

- Fast recognition of up to 3 objects, without having to count them individually ('subitising').
- Recite numbers past 5.

Children in Reception will be learning to:

- Count objects, actions and sounds.
- Subitise





I spy with numbers. Point to the numbers and pictures which show number 5!

I Spy Number Five


Find and circle all of the number fives.

5





6



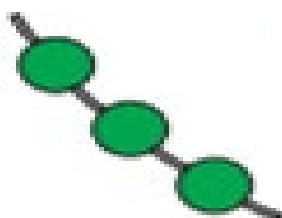

3





8



5



1



REVISION GAMES!

Numberblocks

<https://www.bbc.co.uk/cbeebies/joinin/numberblocks-help-your-child-with-maths>

Reciting to 20

<https://www.youtube.com/watch?v=0VLxWIHRD4E>

Subitising

<https://www.youtube.com/watch?v=ib5Gf3GlzAg>

https://www.youtube.com/watch?v=6yyz_OycV4A

White Rose Maths- offers weekly lessons

<https://whiterosemaths.com/homelearning/>

Literacy



Lesson 1 learning objective:

3 & 4 year olds will be learning to:

- Enjoy listening to longer stories and can remember much of what happens.
- Be able to talk about familiar books, and be able to tell a long story.
- Engage in extended conversations about stories, learning new vocabulary.

Children in Reception will be learning to:

- Listen to and talk about stories to build familiarity and understanding.
- Understand how to listen carefully.
- Engage in story times.

The Three Little Pigs

This week we are continuing with our story The Three Little Pigs.
Refresh your memory by watching the video below again.

<https://www.youtube.com/watch?v=QLR2pLUsl-Y>

Complete the activities shown on the next slides. You do not need to print off the sheets. All you will need is some paper and a pencil.



Lesson 2 learning objective:

3 & 4 year olds will be learning to:

- Be able to talk about familiar books, and be able to tell a long story.
- Engage in extended conversations about stories, learning new vocabulary.
- Understand 'why' questions.

Children in Reception will be learning to:

- Understand how to listen carefully.
- Engage in story times.
- Use talk to help work out problems and organise thinking and activities explain how things work and why they might happen.

Answering questions about a picture

Look at the picture below with an adult and answer the questions about the picture on the next slide.



Questions about the picture:

1. Who is in the picture?
2. What is happening in the picture?
3. What is the house made out of?
4. What else is in the picture?
5. How do you think the pig feels?
6. How do you think the wolf feels?
7. What time of day is it? Is it morning, afternoon or evening? How do you know?
8. Where is the pig going?

Lesson 3 learning objective:

3 & 4 year olds will be learning to:


- Engage in extended conversations about stories, learning new vocabulary.
- Use some of their print and letter knowledge in their early writing.
- Write some letters accurately.

Children in Reception will be learning to:


- Form lower-case and capital letters correctly.
- Spell words by identifying the sounds and then writing the sound with letter/s.

Initial sounds

**Point to the initial sound (first sound) for each picture.
Once you have recognised the initial sound, practise
writing it down.**



c p d



s t i



o m p

Lesson 4 learning objective:

3 & 4 year olds will be learning to:


- Use a wider range of vocabulary.
- Use longer sentences of four to six words.
- Can start a conversation with an adult or a friend and continue it for many turns.
- Engage in extended conversations about stories.

Children in Reception will be learning to:

- Form lower-case and capital letters correctly.
- Articulate their ideas and thoughts in well-formed sentences.
- Use new vocabulary in different contexts.

Draw the missing characters

Draw the two missing characters on a piece of paper. Once you have drawn them, write the initial sound for each missing character.



Lesson 5 learning objective:

3 & 4 year olds will be learning to:

- Engage in extended conversations about stories, learning new vocabulary.
- Use a wider range of vocabulary.
- Use longer sentences of four to six words.
- Be able to express a point of view and to debate when they disagree with an adult or a friend, using words as well as actions.
- Can start a conversation with an adult or a friend and continue it for many turns.

Children in Reception will be learning to:

- Learn new vocabulary.
- Articulate their ideas and thoughts in well-formed sentences.
- Use talk to help work out problems and organise thinking and activities explain how things work and why they might happen.

Finding a new house for the pigs

The pigs will need a new house as the wolf has blown two of them down!

Look through the pictures of different houses (on the next slides) with an adult and discuss what is good about each house e.g. It is really big or what is bad about each house e.g. It doesn't have any windows.

Bungalow



Caravan



Castle



Cottage




Detached House



Farmhouse



Flats



Lighthouse



Semi-Detached House



Tent



Terraced House



Windmill



Lesson 6 learning objective:

3 & 4 year olds will be learning to:

- Use some of their print and letter knowledge in their early writing.
- Write some letters accurately.

Children in Reception will be learning to:

- Form lower-case and capital letters correctly.
- Spell words by identifying the sounds and then writing the sound with letter/s.



Design a new home for
The three little pigs



Now you've had a chance to look at different houses, it's time to design a new house for the three little pigs.

Once you have drawn your house try to label the different parts of it using initial sounds. E.g. for door write 'd'.



Lesson 7 learning objective:

3 & 4 year olds will be learning to:

- Learn new vocabulary.
- Engage in extended conversations about stories, learning new vocabulary.

Children in Reception will be learning to:

- Articulate their ideas and thoughts in well-formed sentences.
- Learn new vocabulary.
- Learn new vocabulary.

Describing words

With an adult, go through the different describing words and see which words describe the pig and which words do not describe the pig. Can you think of anymore describing words?

sweet

Grey


Sneaky

mean

pink

long fluffy tail

little pig



twinkl
all rights reserved

Lesson 8 learning objective:

3 & 4 year olds will be learning to:

- Write some or all of their name.
- Write some letters accurately.

Children in Reception will be learning to:

- Form lower-case and capital letters correctly.

At Farnham, we teach and use pre-cursive handwriting.

Practise writing your letters at home. Make sure they look like the letters below.

Also in addition to practising your letters, it is important (that if your child cannot already) to practise writing their name.

Handwriting

a b c d e f g h i

j k l m n o p q r

s t u v w x y z

REVISION GAMES!

- <https://www.bbc.co.uk/bitesize/topics/zf2yf4j>
- <https://www.phonicsbloom.com/uk/game/flash-cards?phase=2>
- [Help A Hedgehog](#)
- <https://www.starfall.com/h/im-reading/?t=268891669>
- <https://www.bbc.co.uk/cbeebies/puzzles/alphablocks-missing-letter-quiz>

Phonics

Lesson 1 learning objective:


Children in Reception will be learning to:

- Read individual letters by saying the sounds for them.
- Form lower-case and capital letters correctly.


Practise reading and writing the sounds/letters below.




Stretch: mmmountain
Handwrite: Maisie, mountain, mountain




Bounce: a-a-a-a-apple
Handwrite: Round the apple, down the leaf




Stretch: ssssnake
Handwrite: Slither down the snake



Bounce: d-d-d-dinosaur
Handwrite: Round his bottom, up his tall neck, down to his feet



Bounce: t-t-t-tower
Handwrite: Down the tower, across the tower



Bounce: i-i-i-i-insect
Handwrite: Down the body, dot for the head



Stretch: nnnnet
Handwrite: Down Nobby,
over his net



Bounce: p-p-p-pirate
Handwrite: Down the plait and
over the pirate's face



Bounce: g-g-g-girl
Handwrite: Round her face, down
her hair and give her a curl



Bounce: o-o-o-Orange
Handwrite: All around the orange



Bounce: c-c-c-caterpillar
Handwrite: Curl around the
caterpillar

Lesson 2 learning objective:

3 & 4 year olds will be learning to:

- Use some of their print and letter knowledge in their early writing. For example: writing a pretend shopping list that starts at the top of the page; write 'm' for mummy.
- Write some letters accurately.


Children in Reception will be learning to:

- Form lower-case and capital letters correctly.
- Spell words by identifying the sounds and then writing the sound with letter/s.
- Read individual letters by saying the sounds for them.

Point to the correct picture that matches the initial sound.
Practise writing it down on a piece of paper.



s



d



t



i



n



p



g



o



c


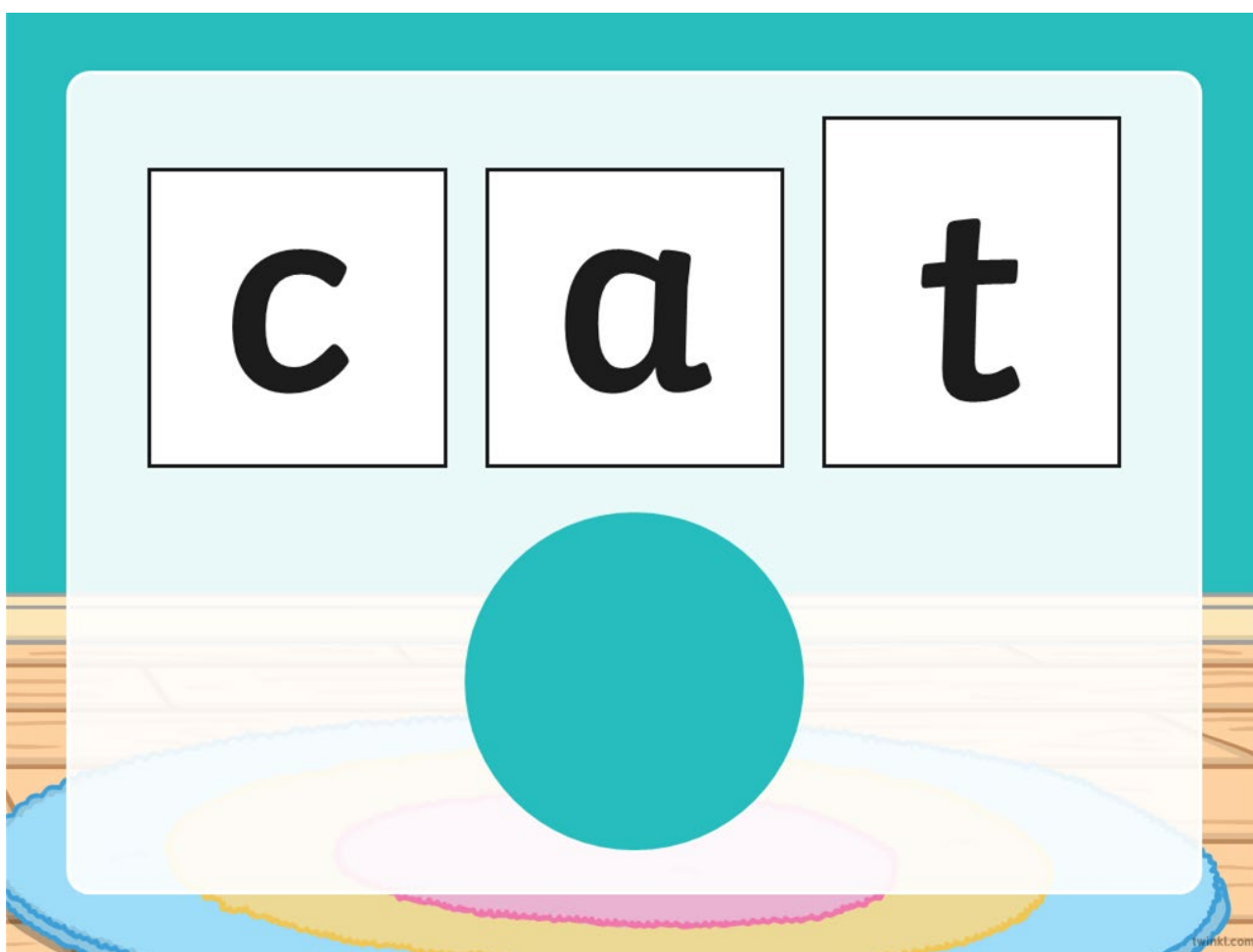


Lesson 3 learning objective:

Children in Reception will be learning to:

- Read individual letters by saying the sounds for them.
- Form lower-case and capital letters correctly.
- Blend sounds into words, so that they can read short words made up of known letter-sound correspondences.

Blend the word and point to the picture that matches the word.



Lesson 4 learning objective:

Children in Reception will be learning to:

- Read individual letters by saying the sounds for them.
- Form lower-case and capital letters correctly.

I Spy with My Little Eye...

Find something in the picture beginning with...

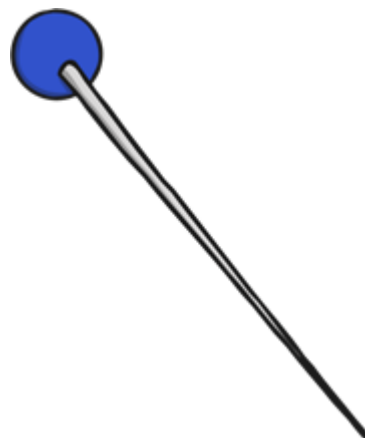
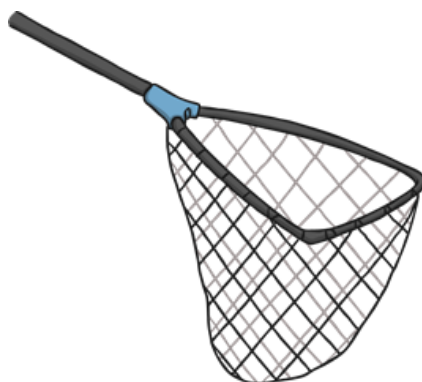
p

d

s

t

n




REVISION GAMES!

- <https://www.ictgames.com/phonicsPop/index.html>
- http://www.familylearning.org.uk/phonics_games.html
- <https://www.education.com/games/word-patterns/>

Read Write Inc

<https://www.youtube.com/watch?v=TkXcabDUg7Q>



Lesson 1 learning objective:

3 & 4 year olds will be learning to:

- Talk about their feelings using words like 'happy', 'sad', 'angry' or 'worried'.
- Begin to understand how others might be feeling.

Children in Reception will be learning to:

- Express their feelings and consider the feelings of others.
- Identify and moderate their own feelings socially and emotionally.
- Think about the perspectives of others.
- Manage their own needs.

In PSED this week we will be discussing feelings.
Watch the video below.



Lesson 2 learning objective:

3 & 4 year olds will be learning to:



- Talk about their feelings using words like 'happy', 'sad', 'angry' or 'worried'.
- Begin to understand how others might be feeling.

Children in Reception will be learning to:

- Express their feelings and consider the feelings of others.
- Identify and moderate their own feelings socially and emotionally.
- Think about the perspectives of others.
- Manage their own needs.


How are they feeling?

Discuss how you think each person is feeling. Why do you think they might be feeling like that?





twinkl.co.uk



Lesson 3 learning objective:

3 & 4 year olds will be learning to:



- Talk about their feelings using words like 'happy', 'sad', 'angry' or 'worried'.
- Begin to understand how others might be feeling.

Children in Reception will be learning to:

- Express their feelings and consider the feelings of others.
- Identify and moderate their own feelings socially and emotionally.
- Think about the perspectives of others.
- Manage their own needs.

What makes you happy and sad?

On a piece of paper, draw a picture of something that makes you happy and a picture of something that makes you sad.



Lesson 4 learning objective:

3 & 4 year olds will be learning to:

- Talk about their feelings using words like 'happy', 'sad', 'angry' or 'worried'.
- Begin to understand how others might be feeling.

Children in Reception will be learning to:

- Express their feelings and consider the feelings of others.
- Identify and moderate their own feelings socially and emotionally.
- Think about the perspectives of others.
- Manage their own needs.

Discuss with an adult how these different activities would make you feel. Take it in turns to discuss your feelings.

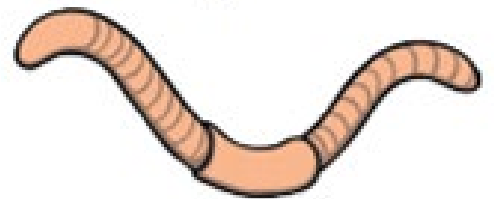
Being given a present.



Meeting a monster.



Eating worms!



Listening to your favourite song.



Winning a prize.



Watching TV.



Forgetting your PE kit.



Having a birthday party.



Being teased.



Falling over in the playground.



Playing with friends.



Not being able to sleep.



Lesson 5 learning objective:

3 & 4 year olds will be learning to:

- Talk about their feelings using words like 'happy', 'sad', 'angry' or 'worried'.
- Begin to understand how others might be feeling.

Children in Reception will be learning to:

- Express their feelings and consider the feelings of others.
- Identify and moderate their own feelings socially and emotionally.
- Think about the perspectives of others.
- Manage their own needs.

Watch the video below. Try to guess her feelings. See how many you get right!

[Inside Out: Guessing the feelings.](#)



Inside Out: Guessing the feelings.