

# LEARNING FROM HOME PACK

Autumn 1 w/ c: 28th  
September

NAME:

Teacher: Mrs Savage and Miss Saddique  
Class: Reception

LEARNING OBJECTIVES

LEARNING OBJECTIVES

LEARNING OBJECTIVES

## **Maths:**

*3 & 4 year olds will be learning to:*

- Fast recognition of up to 3 objects, without having to count them individually ('subitising').
- Recite numbers past 5.
- Say one number for each item in order: 1,2,3,4,5.
- Know that the last number reached when counting a small set of objects tells you how many there are in total ('cardinal principle').

*Chn in Reception will be learning to:*

- Count objects, actions and sounds.
- Count beyond 10.

## **Literacy:**

*3 & 4 year olds will be learning to:*

- Use some of their print and letter knowledge in their early writing. For example: writing a pretend shopping list that starts at the top of the page; write 'm' for mummy.
- Write some letters accurately.

*Chn in Reception will be learning to:*

- Form lower-case and capital letters correctly.
- Spell words by identifying the sounds and then writing the sound with letter/s.

## **Personal, Social and Emotional Development (PSED)**

*3 & 4 year olds will be learning to:*


- Continue to develop positive attitudes about the differences between people.

*Children in Reception will be learning to:*

- Recognise some similarities and differences between life in this country and life in other countries.
- See themselves as a valuable individual.
- Build constructive and respectful relationships.


Content:

1. Subitising (fast recognition without counting) with numicon
2. Reciting and writing numbers beyond 10
3. Counting objects
4. Matching the cards
5. Revision games
6. The Three Little pigs story
7. Questions
8. Draw the missing house
9. Describe the wolf
10. Draw who lives in your house
11. Different characters
12. Fill in the missing picture
13. Handwriting practise
14. Revision games
15. Practise writing and reading sounds
16. Write a shopping list (initial sounds/cvc words)
17. Initial/beginning sounds
18. Blending words
19. Initial sound I spy game
20. Revision games
21. We are all different story
22. Discussion cards
23. All About Me booklet



Don't forgot to read your books!

# MATH



## Lesson 1 learning objective:

### 3 & 4 year olds will be learning to:

- Fast recognition of up to 3 objects, without having to count them individually ('subitising').
- Recite numbers past 5.
- Say one number for each item in order: 1,2,3,4,5.
- Know that the last number reached when counting a small set of objects tells you how many there are in total ('cardinal principle').

### Children in Reception will be learning to:

- Count objects, actions and sounds.

Look at the pictures of the numicon. Count the holes.

Which number does it represent?





For example:



Look at the numicon on the next page.

Once you have counted the holes in the numicon, try again but without counting this time.

How many do you know?



Challenge:

Write the numeral to match each numicon.

Lesson 2 learning objective:

3 & 4 year olds will be learning to:

- Recite numbers past 5.

Children in Reception will be learning to:

- Recite beyond 10.
- Count objects, actions and sounds.

We need to practise reciting beyond 10.

Watch the video and join in with reciting to 20.

Which numbers can you recognise?

<https://www.youtube.com/watch?v= MVzXKfr6e8>

If you cannot see the video, with an adult practise reciting numbers beyond 10.

How far can you get?

Which numbers can you write? Practise writing numbers in order.

### My 1 to 20 Number Track

1	2	3	4	5	6	7	8	9	10	11	12	13	14	15	16	17	18	19	20
---	---	---	---	---	---	---	---	---	----	----	----	----	----	----	----	----	----	----	----

## Lesson 3 learning objective:

### 3 & 4 year olds will be learning to:

- Fast recognition of up to 3 objects, without having to count them individually ('subitising').
- Say one number for each item in order: 1,2,3,4,5.
- Know that the last number reached when counting a small set of objects tells you how many there are in total ('cardinal principle').

### Children in Reception will be learning to:

- Count objects, actions and sounds.

Using objects, ask your child to give you different amounts. Who has more? Who has less? What happens if more objects are added or taken away?

Practise counting the objects saying one number name for each object. How many do you have altogether? Say how many there are after counting – for example, "...6, 7, 8. There are 8 balls" – to help children appreciate that the last number of the count indicates the total number of the group.

### **Challenge:**

**Say how many there might be before you count. For example "I think there are about 8. Shall we count to see?"**



Lesson 4 learning objective:



3 & 4 year olds will be learning to:

- Fast recognition of up to 3 objects, without having to count them individually ('subitising').
- Recite numbers past 5.
- Say one number for each item in order: 1,2,3,4,5.
- Know that the last number reached when counting a small set of objects tells you how many there are in total ('cardinal principle').

Children in Reception will be learning to:

- Count objects, actions and sounds.

Point to the matching cards. Remember to try to recognise the dots without counting!



# REVISION GAMES!

## Numberblocks

<https://www.bbc.co.uk/cbeebies/joinin/numberblocks-help-your-child-with-maths>

## Reciting to 20

<https://www.youtube.com/watch?v=0VLxWIHRD4E>

## Subitising

<https://www.youtube.com/watch?v=ib5Gf3GlzAg>

[https://www.youtube.com/watch?v=6yyz\\_OycV4A](https://www.youtube.com/watch?v=6yyz_OycV4A)

## White Rose Maths- offers weekly lessons

<https://whiterosemaths.com/homelearning/>



# Literacy



Lesson 1 learning objective:

3 & 4 year olds will be learning to:

- Enjoy listening to longer stories and can remember much of what happens.
- Be able to talk about familiar books, and be able to tell a long story.
- Engage in extended conversations about stories, learning new vocabulary.

Children in Reception will be learning to:

- Listen to and talk about stories to build familiarity and understanding.
- Understand how to listen carefully.
- Engage in story times.

### The Three Little pigs

Watch the Three Little Pigs video below or read the story if you have it at home.

<https://www.youtube.com/watch?v=QLR2pLUsl-Y>

Complete the activities shown on the next slides. You do not need to print off the sheets. All you will need is some paper and a pencil.



Lesson 2 learning objective:

3 & 4 year olds will be learning to:

- Enjoy listening to longer stories and can remember much of what happens.
- Be able to talk about familiar books, and be able to tell a long story.
- Engage in extended conversations about stories, learning new vocabulary.
- Understand 'why' questions.


Children in Reception will be learning to:

- Listen to and talk about stories to build familiarity and understanding.
- Understand how to listen carefully.
- Engage in story times.
- Use talk to help work out problems and organise thinking and activities explain how things work and why they might happen.

**Discuss the questions about the story with an adult.**

**Questions about the story:**

1. What animals are in the story?
2. How many pigs are there?
3. What does the first pig make his house out of?
4. What does the second pig make his house out of?
5. What does the third pig make his house out of?
6. Which houses does the wolf blow over?
7. Which house can the wolf not blow over? Why?
8. What happens to the wolf at the end of the story?
9. How do you think the pigs feel?
10. How do you think the wolf feels?



## Lesson 3 learning objective:

### 3 & 4 year olds will be learning to:


- Engage in extended conversations about stories, learning new vocabulary.
- Use some of their print and letter knowledge in their early writing.
- Write some letters accurately.

### Children in Reception will be learning to:

- Form lower-case and capital letters correctly.
- Spell words by identifying the sounds and then writing the sound with letter/s.

### Draw the missing house

On a piece of paper draw the missing house. What is the house made out of? Can you write the first sound?



Lesson 4 learning objective:

3 & 4 year olds will be learning to:

- Use a wider range of vocabulary.
- Use longer sentences of four to six words.
- Can start a conversation with an adult or a friend and continue it for many turns.
- Engage in extended conversations about stories.

Children in Reception will be learning to:

- Use new vocabulary through the day.
- Articulate their ideas and thoughts in well-formed sentences.
- Use new vocabulary in different contexts.

### Describe the wolf

With an adult discuss what the wolf looks like.  
E.g. a long brown tail.



Lesson 5 learning objective:

3 & 4 year olds will be learning to:

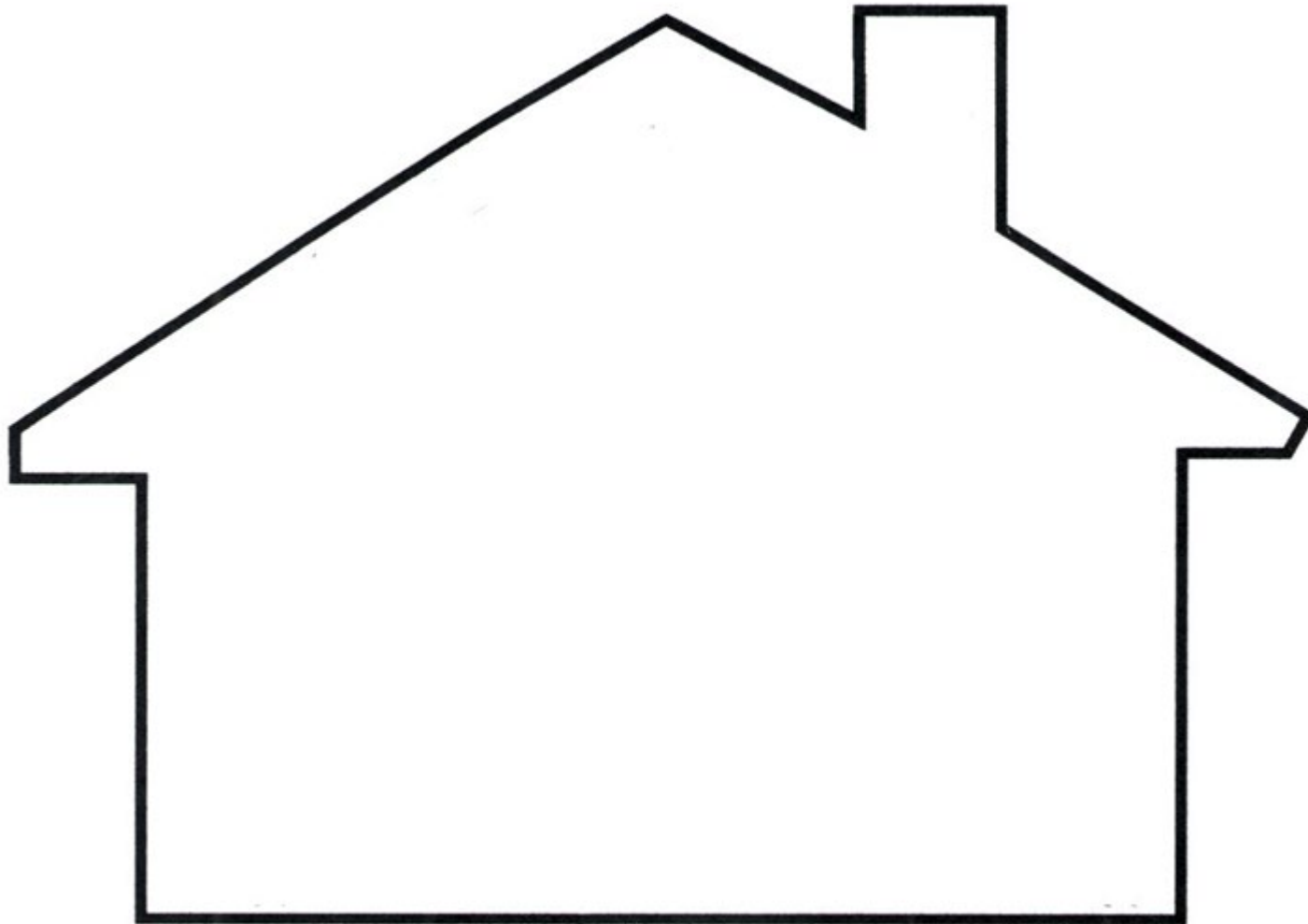
- Engage in extended conversations about stories, learning new vocabulary.
- Use some of their print and letter knowledge in their early writing.
- Write some letters accurately.

Children in Reception will be learning to:

- Form lower-case and capital letters correctly.
- Spell words by identifying the sounds and then writing the sound with letter/s.

### Who lives in your house?

Draw your own picture of a house and draw who lives in your house. Write the initial sound for each person. E.g for mum write the sound 'm'.



## Lesson 6 learning objective:

### 3 & 4 year olds will be learning to:

- Enjoy listening to longer stories and can remember much of what happens.
- Use longer sentences of four to six words.
- Engage in extended conversations about stories, learning new vocabulary.

### Children in Reception will be learning to:

- Articulate their ideas and thoughts in well-formed sentences.
- Describe events in some detail.
- Listen to and talk about stories to build familiarity and understanding.

### Who is in the story The Three Little Pigs?

Point to the characters from our new story The Three Little Pigs. Which stories are the other characters from? Discuss with an adult what happens in the other stories.



## Lesson 7 learning objective:

### 3 & 4 year olds will be learning to:

- Enjoy listening to longer stories and can remember much of what happens.
- Use longer sentences of four to six words.
- Engage in extended conversations about stories, learning new vocabulary.

### Children in Reception will be learning to:

- Articulate their ideas and thoughts in well-formed sentences.
- Describe events in some detail.
- Listen to and talk about stories to build familiarity and understanding.

### What's missing?

What happens after the pigs have made their houses? Tell an adult which picture is missing? Draw a picture of what is missing. Once you have done this, use the pictures to retell the story to an adult.





Lesson 8 learning objective:

3 & 4 year olds will be learning to:

- Write some or all of their name.
- Write some letters accurately.

Children in Reception will be learning to:

- Form lower-case and capital letters correctly.

At Farnham, we teach and use pre-cursive handwriting.

Practise writing your letters at home. Make sure they look like the letters below.

Also in addition to practising your letters, it is important (that if your child cannot already) to practise writing their name.

Handwriting

a b c d e f g h i

j k l m n o p q r

s t u v w x y z

# REVISION GAMES!

- <https://www.bbc.co.uk/bitesize/topics/zf2yf4j>
- <https://www.phonicsbloom.com/uk/game/flash-cards?phase=2>
- [Help A Hedgehog](#)
- <https://www.starfall.com/h/im-reading/?t=268891669>
- <https://www.bbc.co.uk/cbeebies/puzzles/alphablocks-missing-letter-quiz>

# Phonics

## Lesson 1 learning objective:


Children in Reception will be learning to:

- Read individual letters by saying the sounds for them.
- Form lower-case and capital letters correctly.


Practise reading and writing the sounds/letters below.




Stretch: mmmountain  
Handwrite: Maisie, mountain,  
mountain




Bounce: a-a-a-a-apple  
Handwrite: Round the apple,  
down the leaf




Stretch: ssssnake  
Handwrite: Slither down the snake



Bounce: d-d-d-dinosaur  
Handwrite: Round his bottom,  
up his tall neck, down to his feet



Bounce: t-t-t-tower  
Handwrite: Down the tower,  
across the tower



Bounce: i-i-i-insect  
Handwrite: Down the body, dot  
for the head



Stretch: nnnnet  
Handwrite: Down Nobby,  
over his net



Bounce: p-p-p-pirate  
Handwrite: Down the plait and  
over the pirate's face



Bounce: g-g-g-girl  
Handwrite: Round her face, down  
her hair and give her a curl



Bounce: o-o-o-Orange  
Handwrite: All around the orange



Bounce: c-c-c-caterpillar  
Handwrite: Curl around the  
caterpillar

Lesson 2 learning objective:

3 & 4 year olds will be learning to:

- Use some of their print and letter knowledge in their early writing. For example: writing a pretend shopping list that starts at the top of the page; write 'm' for mummy.
- Write some letters accurately.

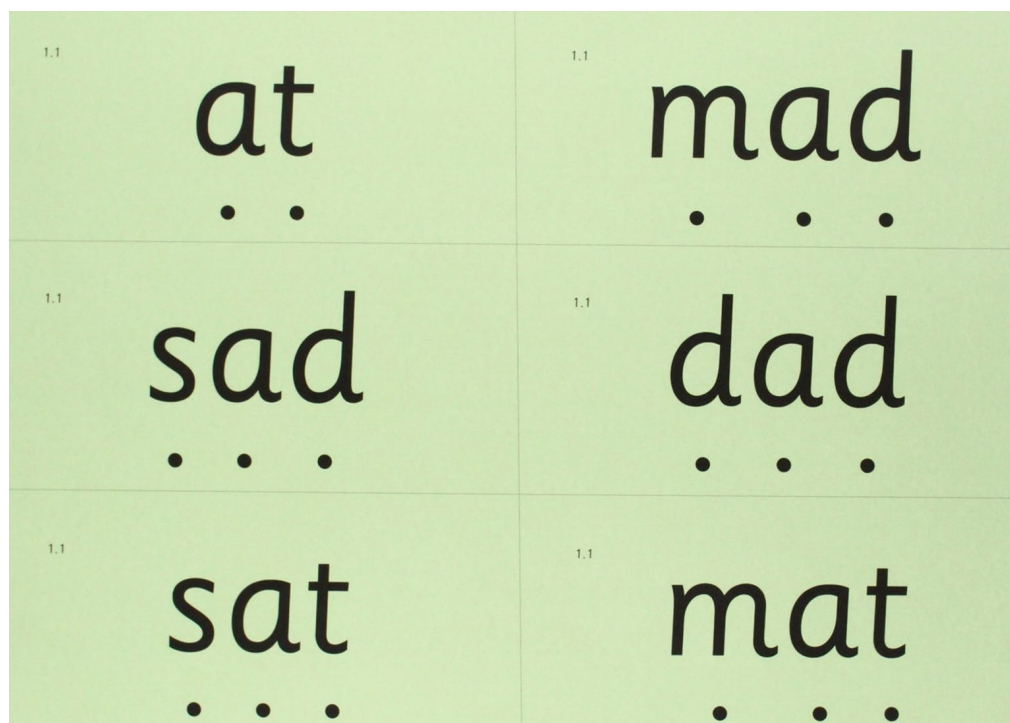
Children in Reception will be learning to:

- Form lower-case and capital letters correctly.
- Spell words by identifying the sounds and then writing the sound with letter/s.

In Phonics, we have covered the sounds shown in the previous slides.

Practise writing a shopping list using the sounds we have covered.  
For example,  
Writing the intial sounds - 'm' for milk, 's' for sugar

or practise writing simple words e.g. c - a - p or c - a - n



## Lesson 3 learning objective:

### 3 & 4 year olds will be learning to:

- Use some of their print and letter knowledge in their early writing. For example: writing a pretend shopping list that starts at the top of the page; write 'm' for mummy.
- Write some letters accurately.

### Children in Reception will be learning to:

- Form lower-case and capital letters correctly.
- Spell words by identifying the sounds and then writing the sound with letter/s.
- Read individual letters by saying the sounds for them.

Name the pictures. Write which sound they start with.



b

d



e

c



t

h



d

b



b

p

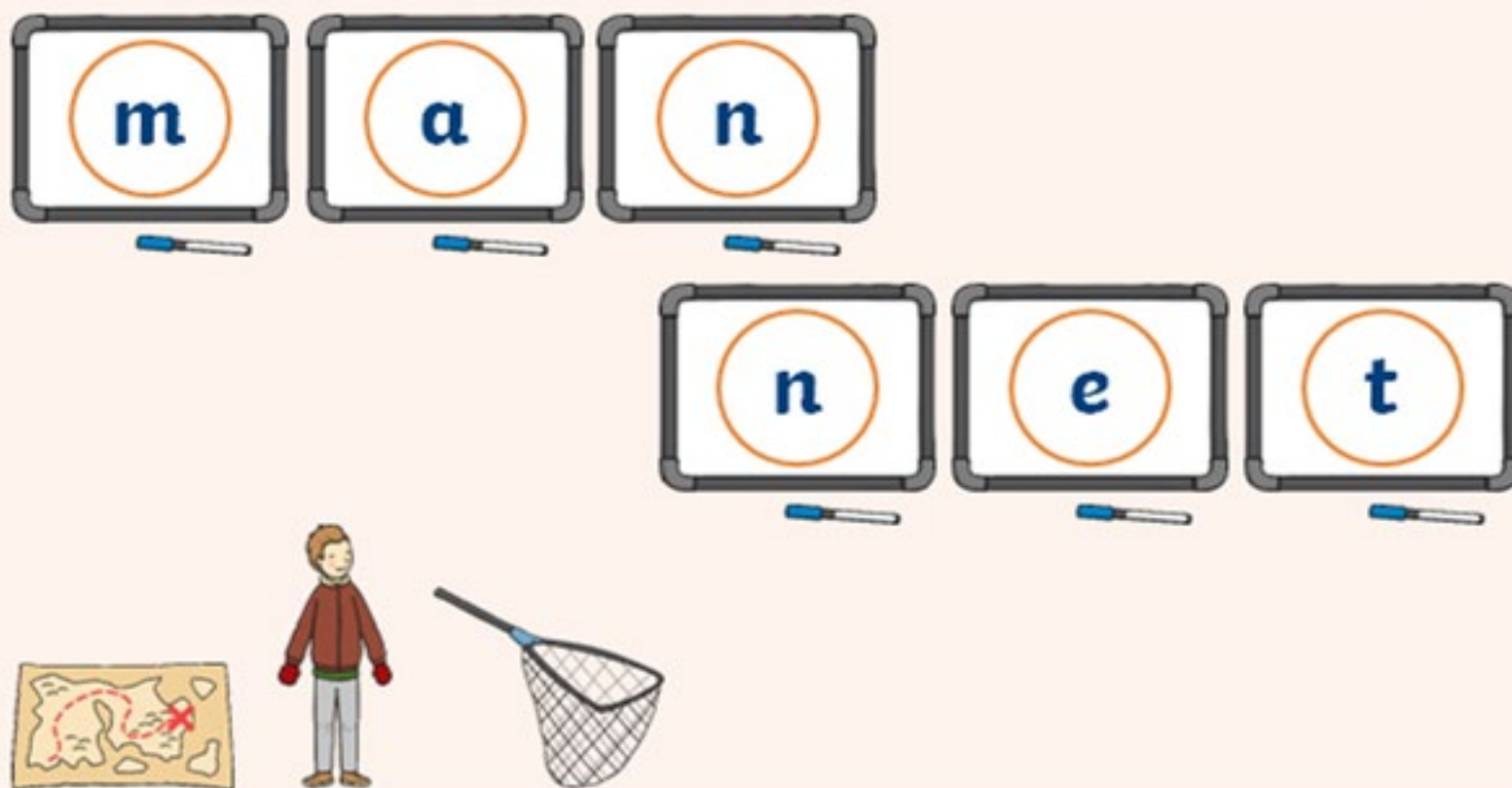
## Lesson 4 learning objective:

Children in Reception will be learning to:

- Read individual letters by saying the sounds for them.
- Form lower-case and capital letters correctly.
- Blend sounds into words, so that they can read short words made up of known letter-sound correspondences.

# Blend the Words

Blend the sounds to hear the words and point to the correct pictures.





## Lesson 5 learning objective:

Children in Reception will be learning to:

- Read individual letters by saying the sounds for them.
- Form lower-case and capital letters correctly.

# I Spy with My Little Eye...

Find something in the picture beginning with...

d

p

s

n



# REVISION GAMES!

- <https://www.ictgames.com/phonicsPop/index.html>
- [http://www.familylearning.org.uk/phonics\\_games.html](http://www.familylearning.org.uk/phonics_games.html)
- <https://www.education.com/games/word-patterns/>

Read Write Inc

<https://www.youtube.com/watch?v=TkXcabDUg7Q>



**PSED**

Lesson 1 learning objective:

3 & 4 year olds will be learning to:

- Continue to develop positive attitudes about the differences between people.

Children in Reception will be learning to:

- Recognise some similarities and differences between life in this country and life in other countries.
- See themselves as a valuable individual.
- Build constructive and respectful relationships.

In PSED we are currently learning about how we are all different.  
Watch the video below.

[https://www.youtube.com/watch?v=P-Ei\\_KRz3WA](https://www.youtube.com/watch?v=P-Ei_KRz3WA)



Lesson 2 learning objective:

3 & 4 year olds will be learning to:

- Continue to develop positive attitudes about the differences between people.

Children in Reception will be learning to:

- Recognise some similarities and differences between life in this country and life in other countries.
- See themselves as a valuable individual.
- Build constructive and respectful relationships.

With an adult, go through the discussion cards on the next slide. Take it in turns to answer the questions.



We Are All Different Discussion Cards

Describe your hair.



We Are All Different Discussion Cards

Describe your skin.



We Are All Different Discussion Cards

Do you have brothers or sisters?



We Are All Different Discussion Cards

What is your favourite fruit?



We Are All Different Discussion Cards

What is your hobby?



We Are All Different Discussion Cards

What is your favourite colour?



We Are All Different Discussion Cards

What is your favourite type of weather?



Lesson 3 learning objective:

3 & 4 year olds will be learning to:

- Continue to develop positive attitudes about the differences between people.

Children in Reception will be learning to:

- Recognise some similarities and differences between life in this country and life in other countries.
- See themselves as a valuable individual.
- Build constructive and respectful relationships.

### All about me!

With an adult, make a booklet all about you. You can draw a picture of yourself, what you like to do, your favourite thing to eat or your favourite colour. Below is an example of an All About Me booklet. You can make one similar to this.

## All About Me



My name is:

---

**A picture of me**

**I really like to...**



**My favourite toy is...**

**My family:**





My favourite colour is...



My favourite food is...



Can you think of anything else you can draw in your booklet?